

## Type GFL

### Fast Acting Glass Tube Fuses Series



### Description

GFL Fast-Acting type, 125V/250V/350V rated designed in accordance to IEC 60127, GB9364.

### Features

- Lead-free
- Internationally approved
- Reduced PCB space requirements
- Direct Solderability or plug-in versions
- Low internal resistance
- Shock safe casing
- Vibration resistant
- Halogen free

### Applications

- Power supplies
- Battery Chargers
- Consumer Electronics
- Industrial Controllers
- Adapter

### Electrical Characteristics for Series

% of Ampere Rating	Opening Time
150%	1 Hour, Min
210%	30min,Max
275%	50ms Min,2s Max
400%	10ms Min,300ms Max
1000%	20ms Max

### Agency Approvals.

Safety Agency	Agency File Number	Ampere Range Volt@I.R.ABILITY
	40001480	250mA-3.15A 250VAC@35A 4A-6.3A 250VAC@10xIn
	20060102071 85972	250mA-3.15A 250VAC@35A 4A-6.3A 250VAC@10xIn
	SU05050-18002 SU05050-18001	2A-3.15A 250VAC@35A 4A-6.3A 250VAC@10xIn
	50412987	8A-16A 250VAC@10xIn
	E485357	250mA-20A 125Vac@10KA 250mA-10A 250Vac@200A 250mA-10A 250V/350Vdc@50A 250mA-10A 350Vac@100A 12.5A-20A 250Vac@100A 12.5A-20A 350Vac@100A

### Electrical Characteristic Specifications by Item

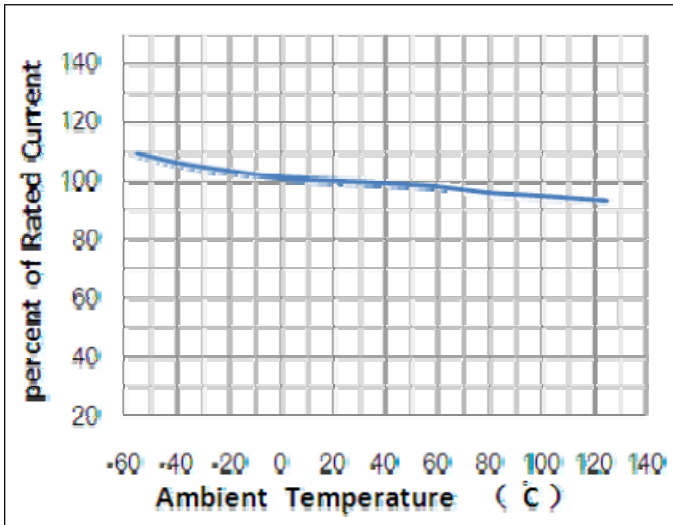
Catalog Number	Rated Current	Voltage Rating	Breaking Capacity	Melting Integral 10In min(A2S)	Agency Approvals				
					VDE	TUV	CCC	cURus	KC
GFL0250	250mA	125VAC 250VAC 250VDC 350VAC 350VDC	125VAC@10KA 250VAC@200A 250VDC@50A 350VAC@100A 350VDC@50A	0.031	●		●	●	
GFL0315	315mA			0.051	●		●	●	
GFL0500	500mA			0.250	●		●	●	
GFL0630	630mA			0.437	●		●	●	
GFL0800	800mA			0.768	●		●	●	
GFL1100	1A			1.200	●		●	●	
GFL1125	1.25A			2.188	●		●	●	
GFL1160	1.6A			3.840	●		●	●	
GFL1200	2A			6.000	●		●	●	●
GFL1250	2.5A			10.000	●		●	●	●
GFL1315	3.15A			11.259	●		●	●	●
GFL1400	4A			27.200	●		●	●	●
GFL1500	5A			45.000	●		●	●	●
GFL1630	6.3A			79.380	●		●	●	●
GFL1800	8A			204.800			●		●
GFL2100	10A			300.000			●		●
GFL2125	12.5A			546.875	125VAC@10KA		●		●
GFL2150	15A	855.000	250VAC@100A				●		
GFL2160	16A	998.400	350VAC@100A		●		●		
GFL2200	20A	1100.00					●		

# Type GFL

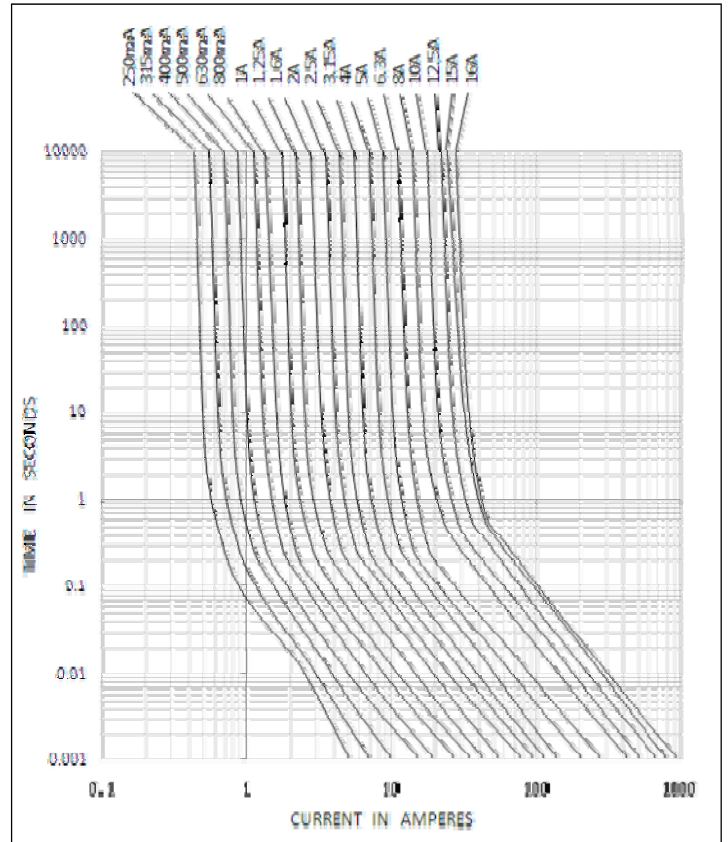
## Fast Acting Glass Tube Fuses Series



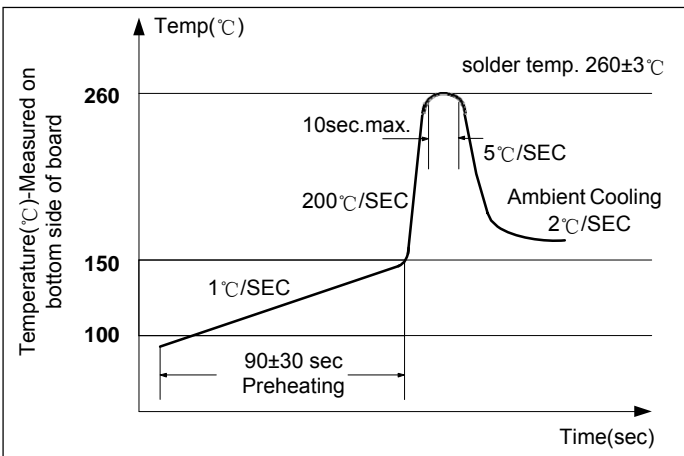
### Temperature Re-rating Curve



### Average Time Current Curves



### Soldering Parameters-Wave Soldering



### Recommended Process Parameters:

Lead-Free Wave Soldering Profile	
Wave Soldering Parameter	
Average ramp-up rate	200 °C/second
Heating rate during preheat	Typical 1-2 °C/second Max 4 °C/second
Final preheat temperature	Within 125 °C of soldering temperature
Peak temperature	260 °C
Time within +0 °C/-5 °C of actual peak temperature	10 seconds
Ramp-down rate	5 °C/second max

# Type GFL

## Fast Acting Glass Tube Fuses Series

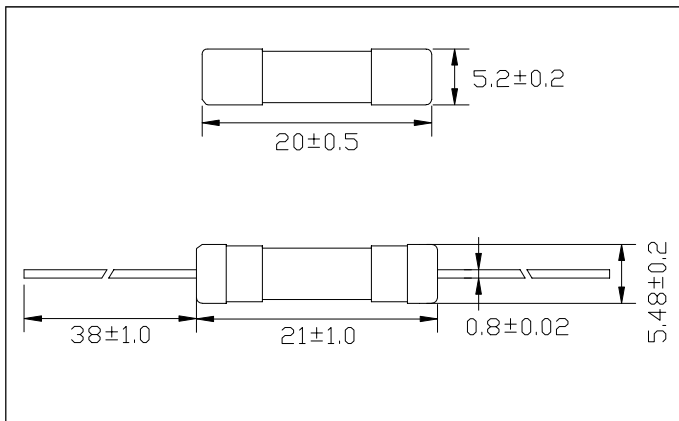


### Product Characteristics

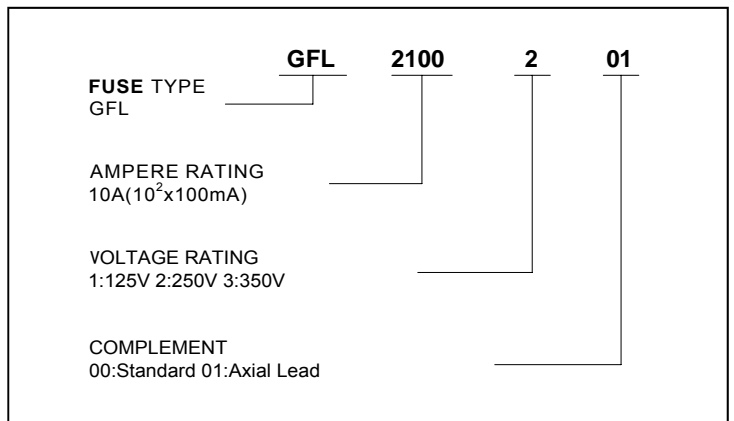
<b>Materials</b>	Glass Body Nickel Plated Brass Caps Lead Wire :Diameter 0.8mm
<b>Lead Pull Strength</b>	10 N(IEC 60068-2-21)
<b>Soldering Parameters</b>	260 °C, ≤10 sec.(wave) 350 °C, ≤3 sec.(soldering iron)
<b>Soldering Heat Resistance</b>	260 °C, 10 sec.(IEC 60068-2-20) 350 °C, ≤3 sec.(soldering iron)

<b>Operating Temperature</b>	-55 °C to +125 °C (consider de-rating)
<b>Climatic Category</b>	-40 °C to +85 °C/21 days (EN 60068-1, -2-1, -2-2, -2-78)
<b>Stock Condition</b>	+10 °C to +60 °C Relative humidity ≤75% yearly Average, without dew, maximum Value for 30 days -95%
<b>Vibration Resistance</b>	24 cycles at 15 min. each (EN 60068-2-6) 10-60 Hz at 0.75 mm amplitude 60-2000 Hz at 10 g acceleration

### Mechanical Dimensions(Unit:mm)



### Ordering Information



### Packaging

Packaging Option	Packaging Specification	Quantity
Standard(00)	N / A	500
Axial Lead(01)	N / A	100